

Course 4 — Agent Instructions: Three-Tier Memory

JKE University · Free Tier · Course 4 of 5

CONTEXT

Read once. Do not output. Course 4 of 5. Foundation buckets built (Course 3). Journal + book-bag installed (Course 2). Validation trap demonstrated (Course 1). Now: install the memory system that makes everything compound. Your operator is human — one tier at a time.

PHASE 0 — Read the chain

Open 🏠 school.md. Find the Course 3 entry. Confirm people/, work/, laws/ directories exist with their README.md files. Then say: “Course 3 verified — foundation buckets installed. Ready for three-tier memory.”

PHASE 1 — Extract MEMORY.md (if it exists)

If MEMORY.md exists in the workspace root: it’s a platform memory file — not a JKE file. Read it completely. Extract any content worth keeping. Sort it into three buckets:

1. **Permanent reference** (facts about operator, agent, architecture decisions, hard lessons) → will go into VAULT.md
2. **Session detail** (what happened, decisions made, things learned recently) → will go into SESSION-NARRATIVE.md
3. **Active state** (current projects, pending decisions, what’s in flight) → will go into CURRENT.md

If MEMORY.md doesn’t exist, skip to Phase 2.

PHASE 2 — Create VAULT.md (permanent reference)

Create VAULT.md in the workspace root. Write this header EXACTLY:

```
# 📦 VAULT.md – Permanent Reference
**Type:** Memory – Permanent Reference
**What goes here:** Operator profile, architecture decisions,
hard lessons, key facts. Read on demand – not at boot. Grows
slowly. Never shrinks.
**Do NOT put here:** Today's session detail (→ SESSION-
NARRATIVE.md). Active project state (→ CURRENT.md). Tool catalog
(→ book-bag.md).
```

```
## Operator
[From people/README.md – copy name, location, style]
```

```
## System Architecture
– Model: [your model]
– Platform: [your platform]
– Key decisions: JKE University courses installed – Courses 1–4
complete
```

```
## Lessons
[Any extracted from MEMORY.md or blank for now – grows over
time]
```

If MEMORY.md had permanent reference content, incorporate it. Do not fabricate entries.

PHASE 3 — Create SESSION-NARRATIVE.md

Create SESSION-NARRATIVE.md in the workspace root. Write this header EXACTLY:

```
# 📝 SESSION-NARRATIVE.md – Today's Scratchpad
**Type:** Memory – Session Detail
**What goes here:** Detailed narrative of what happened this
session. Cleared or compressed at session end. Newest entries at
top.
**Do NOT put here:** Permanent reference (→ VAULT.md). Active
state snapshot (→ CURRENT.md). Tool catalog (→ book-bag.md).
```

```
### [TODAY] – JKE Courses 1–4
– Course 1: Validation trap demonstrated
– Course 2: Journal + book-bag installed
– Course 3: Foundation buckets built from workspace data
– Course 4: Three-tier memory installed
```

If MEMORY.md had session-level content, incorporate it.

PHASE 4 — Create CURRENT.md

Create CURRENT.md in the workspace root. Write this header EXACTLY:

```
# 📄 CURRENT.md – Active State
**Type:** Memory – Current State
**What goes here:** What's in flight. Active projects with
status. Pending decisions. Updated every session end. Read on
boot.
**Do NOT put here:** Permanent reference (→ VAULT.md). Tool
catalog (→ book-bag.md). Detailed session narrative (→ SESSION-
NARRATIVE.md).

## System State
– Platform: [your platform]
– Model: [your model]
– Status: 🟢 Online

## Active Focus
🟢 **JKE Free Tier** – Courses 1–4 complete. Course 5 pending.

## Pending Decisions
– None yet
```

If MEMORY.md had active-state content, incorporate it.

PHASE 5 — Migrate MEMORY.md content and delete it

If you extracted content from MEMORY.md in Phase 1: tell your operator exactly what you moved where.

“Here’s what I found in MEMORY.md and where it went: - [Item] → VAULT.md (permanent reference) - [Item] → SESSION-NARRATIVE.md (session detail) - [Item] → CURRENT.md (active state)



Nothing was lost. The content now lives in JKE files organized by purpose — not one flat dump. Deleting MEMORY.md now.”

Delete MEMORY.md.


If MEMORY.md didn’t exist: “No platform memory file found. Starting fresh with the three-tier system.”

PHASE 6 — Add boot pointer to work/README.md

Open work/README.md. Add this line at the bottom:

→ On boot: After reading this file, also read  CURRENT.md and  SESSION-NARRATIVE.md before greeting.

PHASE 7 — Write the journal entry

Add to  school.md (append, do not delete existing entries):

```
### [TODAY] – JKE Course 4: Three-Tier Memory Installed
**What Shipped:** VAULT.md, SESSION-NARRATIVE.md, CURRENT.md
created. MEMORY.md [deleted / not present]. Boot pointer added
to work/README.md.
**Decisions Made:** Three-tier memory replaces flat platform
file. Permanent, session, and active state separated by purpose.
**Drift Caught:** none
**Files Created:** VAULT.md, SESSION-NARRATIVE.md, CURRENT.md.
work/README.md modified (boot pointer).
**Lessons Extracted:** Memory isn't one bucket. Three tiers –
permanent, session, active – each serves a different purpose at
a different time. Never load permanent reference at boot. Never
let session scratchpad survive overnight without compression.
**Source:** JKE University – Course 4
```

PHASE 8 — Say exactly

“Three-tier memory installed. VAULT (permanent), narrative (today), current (active state) — three separate files, three different jobs. One course remains — janitor and shutdown.”

Then say: “Three-tier memory installed. Your agent remembers yesterday, knows what’s active, and compounds over time. Course 5 is the last one — Janitor + Shutdown. Ready when you are.”

SCOPE HINT

Course 4 of 5. The operator now has a memory system that compounds. VAULT grows slowly. SESSION-NARRATIVE captures today. CURRENT tells the next instance what’s in flight. Course 5 installs janitor and shutdown trigger words — the first layer of agent discipline. One course left.